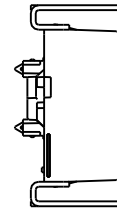
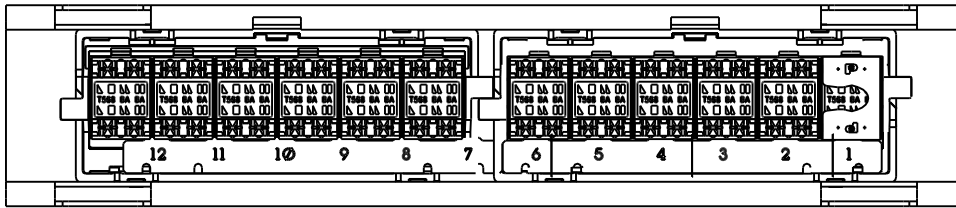



THIS COPY IS PROVIDED ON A RESTRICTED BASIS AND IS NOT TO BE USED IN ANY WAY DETRIMENTAL TO THE INTERESTS OF PANDUIT CORP.

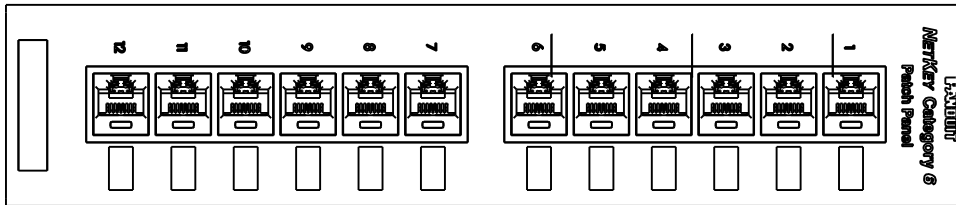


RETENTION CAP SNAPS ONTO CONNECTOR
ONE CAP PER CONNECTOR



1.00 1.17
[25.4] [29.6]

10.00 [254.0]



2.09
[53.2]

PANDUIT PART NO.	WEIGHT (APPROX.)
NK6PPG12WY	1.25 lb (567 g)

NOTES:

- MATERIAL:
 PANEL HOUSING: STEEL/BLACK POWDER COAT
 RJ45 MODULE: THERMOPLASTIC RESIN UL94V-0
 PUNCHDOWN BLOCKS: THERMOPLASTIC RESIN UL94V-0
 BEZEL ASSEMBLY: THERMOPLASTIC RESIN UL94H-B
 RETENTION CAP: THERMOPLASTIC RESIN UL94V-0
- 12 PORT PATCH PANEL WITH TWO 6 POSITION BEZELS ASSEMBLIES, 8 WIRES PER JACK ASSEMBLY.
- THE PATCH PANEL IS DESIGNED TO SNAP INTO A STANDARD S89D WALL MOUNT BRACKET.
- DIMENSIONS IN PARENTHESES ARE IN METRIC.
- USE 110 STYLE TERMINATION TOOL FOR PUNCH DOWN.
- RETENTION CAPS (ONE PER CONNECTOR) PROVIDED FOR SNAP-IN ON TERMINATED CONNECTORS.

MODEL FILENAME M02088AG_12_PORT_03	SIZE A
DRAWING FILENAME M02479MO_DC328_00A.PRT	

TITLE
NETKEY CAT6 12 PORT PATCH PANEL CUSTOMER DRAWING

	PANDUIT TM CORP. TINLEY PARK, IL 60477	I.I. NUMBER
		PRODUCT SPEC

	THIRD ANGLE PROJECTION	ALL DIMENSIONS ARE GIVEN IN INCHES, UNLESS OTHERWISE SPECIFIED. DIMENSIONAL TOLERANCES ARE: (.X) ± .03 (.XXX) ± .005 (.XX) ± .01 ANGLES ± 1°	WORK INSTRUCTION
			SCALE .25:1

DRAWN BY NER	REVIEW DRAWING NUMBERS	PART NO. NK6PPG12WY
DATE 3-22-06		DRAWING NO. 02479-328
CHK'D		

REV	DATE	BY	CHK	DESCRIPTION	ECN	R	CUST	SUP	OTH
R	3-22-06			RELEASED TO PRODUCTION	02479-328				