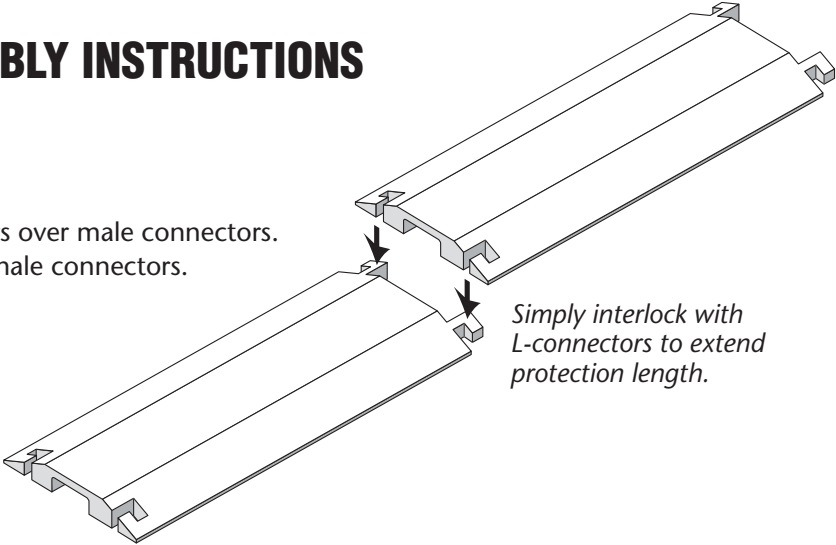


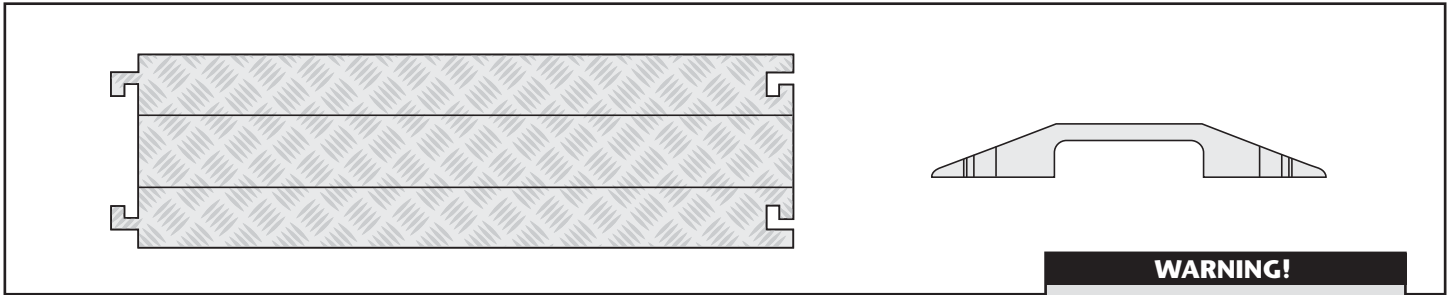
ASSEMBLY INSTRUCTIONS

ASSEMBLY:

- Inspect areas for safety hazards.
- Place protector over cables.
- Assemble sections by aligning female connectors over male connectors.
- Press with foot to secure female connectors to male connectors.
- Test installation for intended use.
- Periodically inspect installation.



CABLE/HOSE MANAGEMENT COMPONENTS



WARNING!
 ▶ Drop over protectors do not prevent abrasion to cable from below.

CHANNEL CAPACITY:

CHANNEL CAPACITY - MAX. DIAMETER INCHES (mm)	
FL1x1.5	1.5 in. (39 mm) width x .5 in. (12.7 mm) height
FL1x4	4 in. (101.6 mm) width x 1 in. (25.4 mm) height

LOAD CAPACITY:

The Cable/Hose Protection System has different load supporting capabilities depending on type of vehicle and temperature. Suitability must be verified by testing under actual conditions.

OPERATING TEMPERATURE:


-40°F to 120°F (-40°C to 48°C)

CHEMICAL RESISTANCE:

Tested for compatibility with common motor oils, gasoline and diesel fuel. Limited resistance to brake fluids and other chemicals.

MATERIAL:

UV-stabilized polyurethane elastomer.



DROP OVER PROTECTORS

CABLE AND HOSE MANAGEMENT SYSTEM INSTALLATION INSTRUCTIONS

FAST LANE™ is a cable/hose management system intended to reduce the possibility of damage to cables and hose lines that are subject to pedestrian and vehicular traffic. It is intended for temporary installations only and must be in accordance with all applicable electrical, building and safety codes. DO NOT use connectors or splices within this system.

CAUTION MISUSE CAN CAUSE ELECTRICAL SHOCK AND INJURY

- **DO NOT** use as work surface. **NO CUTTING, NO DRILLING, NO HAMMERING.**
- Use with momentary loads only, **DO NOT** place ladders, scaffolds, or any type of structure on the system.
- Avoid concentrated loads.
- Use only on a stable surface. Inclined surfaces, slippery surfaces and broken ground can cause injury.
- This system can be a trip hazard to pedestrian traffic if they are unaware of its presence.
- Keep the FAST LANE cable/hose management system clean and bright.
- Load-supporting capacity varies by type of loading conditions and environmental conditions. The load capacity values are listed in the "operating parameters". The load capacity decreased in warm environments. Test before use and inspect periodically.
- Keep various services, communications, fluids and power separated. Limit a channel to one service type.
- Polyurethane is attacked by some chemicals. Always test a small amount for chemical compatibility before using and follow maintenance procedure.
- Vehicular traffic must pass over this system slowly and with caution.

MAINTENANCE

- Store in a clean dry area.
- Inspect system for damage and replace it if damaged. Remove any foreign materials, solids and liquids. Keep clean by using a detergent and water solution.