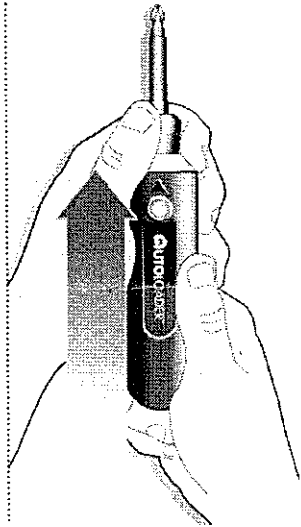
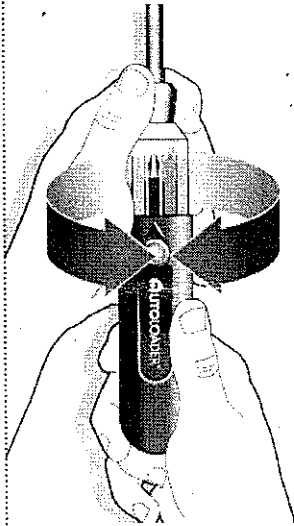
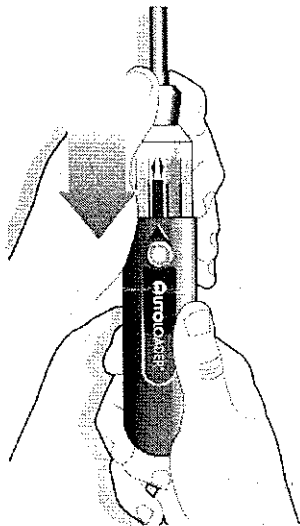


AUTOLOADER[®]

MULTI-BIT SCREWDRIVER

To Change a bit.

1. Grasp collar and pull back handle
2. Locate arrow on the handle of the driver, Point arrow to desired bit
3. Push handle forward
4. Your bit is delivered instantly through the screwdriver's shaft



To Exchange a bit.

1. Select the bit you would like to replace
2. Close the driver exposing the bit at screwdrivers shaft
3. Remove with fingers
4. Insert new bit
5. Repeat as required