

N SERIES | NYLATUBE[®] STANDARD (enclosed-style carriers)

PART NUMBER CONFIGURATION:

Model	Height	Length	Bracket (fixed)	Bracket (moving)
N4	10	31.52	TYPE A	TYPE A

Following above example, add dashes. Part number = **N4-10-31.52-TYPE A-TYPE A**

Carrier Length (between flanges) is specified to two decimals in inches. Total number of links depends on pitch length.

Specify bracket type (STD, TYPE A, TYPE B) for each end. Specify arrangement if standard bracket.



N3-8 with End Flanges: Type B/Type A

SPECIFICATIONS

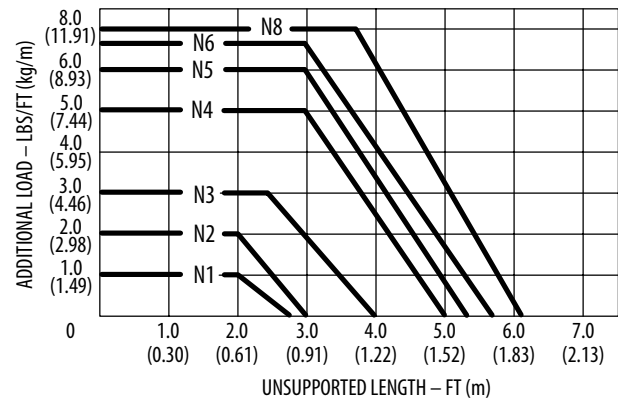
MODEL	A inches (mm)	A1 inches (mm)	B inches (mm)	C inches (mm)	D inches (mm)	WEIGHT lb/ft (kg/m)
N1	0.90 (23)	—	0.90 (23)	1.38 (35)	1.38 (35)	0.50 (0.74)
N2	1.50 (38)	—	0.90 (23)	1.97 (50)	1.38 (35)	0.60 (0.89)
N3-D*	2.48 (63)	1.18 (30)	0.90 (23)	2.95 (75)	1.38 (35)	0.80 (1.19)
N4	1.42 (36)	—	1.34 (34)	1.97 (50)	1.97 (50)	0.80 (1.19)
N5	3.39 (86)	—	1.34 (34)	3.94 (100)	1.97 (50)	1.20 (1.79)
N5-D*	3.39 (86)	1.63 (41)	1.34 (34)	3.94 (100)	1.97 (50)	1.20 (1.79)
N6-D*	5.35 (136)	2.62 (67)	1.34 (34)	5.91 (150)	1.97 (50)	1.70 (2.53)
N8	5.28 (134)	—	2.24 (57)	5.91 (150)	2.95 (75)	2.20 (3.27)

*Designates divided carrier.

HEIGHT	R inches (mm)	H inches (mm)	K inches (mm)	CL inches (mm)
N1 - 8	3.30 (84)	8.00 (203)	5.40 (137)	13.20 (335)
N1 - 13	5.91 (150)	13.20 (335)	8.00 (203)	21.30 (541)
N2 - 8	3.30 (84)	8.00 (203)	5.40 (137)	13.20 (335)
N2 - 13	5.91 (150)	13.20 (335)	8.00 (203)	21.30 (541)
N3 - 8D*	3.30 (84)	8.00 (203)	5.40 (137)	13.20 (335)
N3 - 13D*	5.91 (150)	13.20 (335)	8.00 (203)	21.30 (541)
N4 - 10	3.94 (100)	9.80 (249)	7.00 (178)	16.30 (414)
N4 - 18	7.87 (200)	17.70 (450)	10.70 (272)	28.70 (729)
N5 - 10	3.94 (100)	9.80 (249)	7.00 (178)	16.30 (414)
N5 - 10D*	3.94 (100)	9.80 (249)	7.00 (178)	16.30 (414)
N5 - 18	7.87 (200)	17.70 (450)	10.70 (272)	28.70 (729)
N5 - 18D*	7.87 (200)	17.70 (450)	10.70 (272)	28.70 (729)
N6 - 10D*	3.94 (100)	9.80 (249)	7.00 (178)	16.30 (414)
N6 - 18D*	7.87 (200)	17.70 (450)	10.70 (272)	28.70 (729)
N8 - 15	5.91 (150)	14.80 (376)	10.00 (254)	23.70 (602)
N8 - 27	11.81 (300)	26.60 (676)	15.90 (404)	42.20 (1072)

*Designates divided carrier.

N SERIES - WEIGHT LOAD

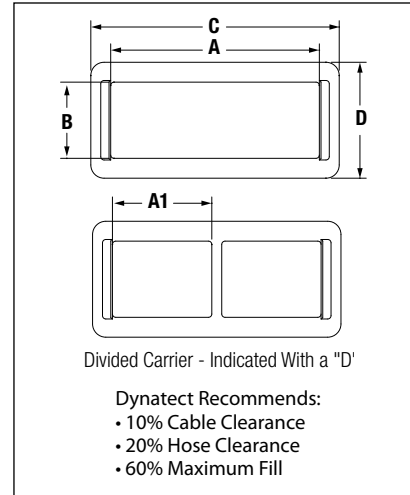
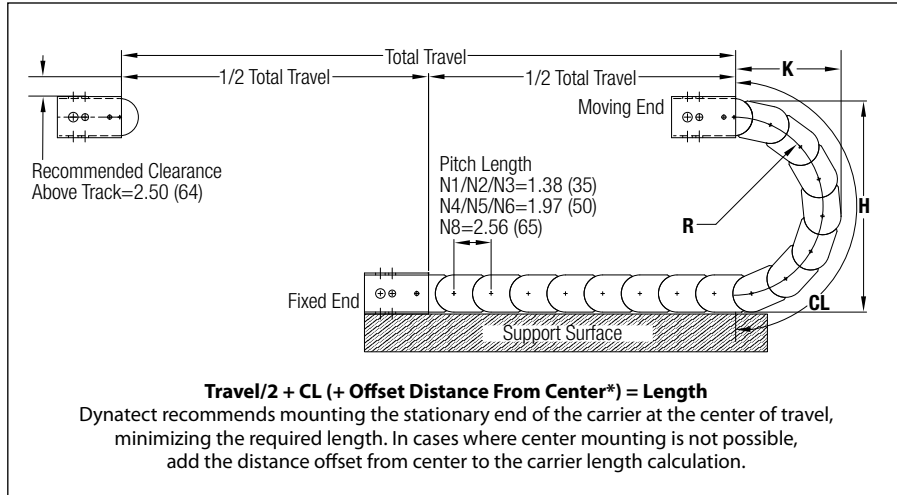


N SERIES | NYLATUBE® STANDARD (enclosed-style carriers)

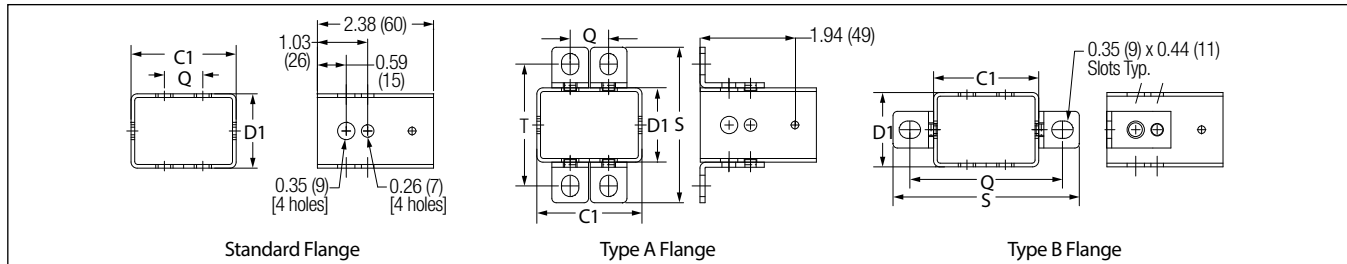
CARRIER SIDE VIEW

Dimensions in inches (mm)

CARRIER CROSS SECTION



MOUNTING FLANGE OPTIONS



FLANGE TYPE/ MODEL	C1 inches (mm)	D1 inches (mm)	Q inches (mm)	T inches (mm)	S inches (mm)
Standard / N1	1.59 (40)	1.54 (39)	1 hole	—	—
Standard / N2	2.13 (54)	1.54 (39)	0.79 (20)	—	—
Standard / N3	3.11 (79)	1.54 (39)	1.77 (45)	—	—
Standard / N4	2.13 (54)	2.13 (54)	0.79 (20)	—	—
Standard / N5	4.09 (104)	2.13 (54)	2.76 (70)	—	—
Standard / N6	6.06 (154)	2.13 (54)	4.72 (120)	—	—
Standard / N8	6.06 (154)	3.11 (79)	4.72 (120)	—	—
Type A / N1	1.59 (40)	1.54 (39)	1 hole	2.49 (63)	3.18 (81)
Type A / N2	2.13 (54)	1.54 (39)	0.79 (20)	2.49 (63)	3.18 (81)
Type A / N3	3.11 (79)	1.54 (39)	1.77 (45)	2.49 (63)	3.18 (81)
Type A / N4	2.13 (54)	2.13 (54)	0.79 (20)	3.09 (79)	3.78 (96)
Type A / N5	4.09 (104)	2.13 (54)	2.76 (70)	3.14 (80)	3.83 (97)
Type A / N6	6.06 (154)	2.13 (54)	4.72 (120)	3.14 (80)	3.77 (96)
Type A / N8	6.06 (154)	3.11 (79)	4.72 (120)	4.07 (103)	4.76 (121)
Type B / N1	1.59 (40)	1.54 (39)	2.49 (63)	—	3.18 (81)
Type B / N2	2.13 (54)	1.54 (39)	3.12 (79)	—	3.81 (97)
Type B / N3	3.11 (79)	1.54 (39)	4.14 (105)	—	4.83 (123)
Type B / N4	2.13 (54)	2.13 (54)	3.09 (78)	—	3.78 (96)
Type B / N5	4.09 (104)	2.13 (54)	5.09 (129)	—	5.78 (147)
Type B / N6	6.06 (154)	2.13 (54)	7.04 (179)	—	7.73 (196)
Type B / N8	6.06 (154)	3.11 (79)	7.05 (179)	—	7.71 (196)